

# KM-600MAH

## SLIM-LINE MODULAR CRESCENT CUBER

Item # \_\_\_\_\_

Project: \_\_\_\_\_

Qty: \_\_\_\_\_

\*AutoCad available on KCL

**KM-600MAH**

7/08

Item # 13231

### CUBER DIMENSIONS

W x D x H

**KM-600M\_H**

22 x 27<sup>3/8</sup> x 37<sup>7/16</sup>



B-300



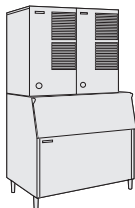
B-500



B-700



B-800



B-900

Also available on Large Bins:

- B-1150SS
- B-1300SS
- B-1500SS
- B-1650SS




### KM-600MAH

Air-Cooled

Shown on an optional

B-300 Bin



- 115 - 120V supply voltage
  - Up to 592 lbs. of ice production per 24 hours
  - Durable stainless steel exterior
  - Protected by *HoshiGuard* Antimicrobial Agent 
  - Individual crescent cube
  - CycleSaver® Design 
  - EverCheck® alert system 
  - Stainless steel evaporator
  - Mount two units side-by-side, in only 44" of floor space, for 1,184 lbs. per 24 hours
  - Removable air filters (Air-cooled model only)
  - R-404A Refrigerant
  - Complies with California Energy Commission guidelines (CEC)
- \* The KM-600MAH is ENERGY STAR certified.

### Warranty

Valid in United States, Canada, Puerto Rico, & U.S. Territories. Contact factory for warranty in other countries.

**Three Year** - Parts & Labor on entire machine.

**Five Year** - Parts & Labor on: Evaporator.

**Five Year** - Parts on: Compressor, air-cooled condenser coil.



© HOSHIZAKI AMERICA, INC.

618 Hwy. 74 S., Peachtree City, GA 30269

TEL 1-800-438-6087

FAX 1-800-345-1325

www.hoshizaki.com



# KM-600MAH SLIM-LINE MODULAR CRESCENT CUBER

**DIMENSIONS**  
W x D x H  
**KM-600MAH**  
22 x 27<sup>3/8</sup> x 37<sup>7/16</sup>

• Air-cooled

## AIR-COOLED

Water Temp° F.	50°	70°	90°	
Air Temp° F.	70°	592	566	516
	80°	572	532	474
	90°	566	<b>503</b>	447

## UTILITY CONSUMPTION

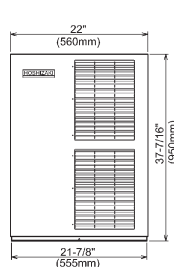
Model Number	Ice Production Per Cycle		KWH per 100 LBS. 90/70	Potable Water Gal. per 100 lbs.	Condenser Water Gal. per 100 lbs.
	Lbs.	Cubes			
KM-600MAH	14.3	720	5.7	19.7	N/A

## SPECIFICATIONS

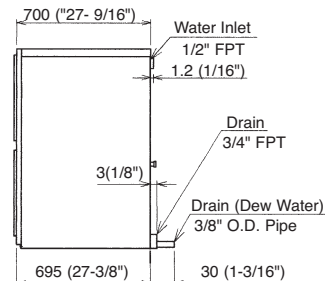
Model Number	Condenser	Amperage	Min. Circuit Ampacity	Shipping Weight
KM-600MAH	Air-Cooled	12.0	15 A	200 lbs.

## STORAGE BINS

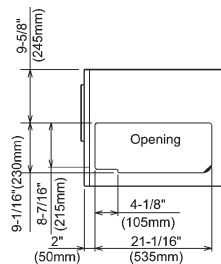
Model Number	Application Capacity	ARI-Rated Capacity
B-300	300 lbs.	260 lbs.
B-500	500 lbs.	360 lbs.
B-700	700 lbs.	550 lbs.
B-800	800 lbs.	600 lbs.
B-900	900 lbs.	660 lbs.
B-1150	1150 lbs.	N/A
B-1300	1275 lbs.	N/A
B-1500	1490 lbs.	N/A
B-1650	1605 lbs.	N/A



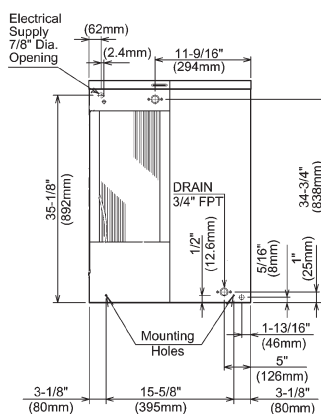
FRONT VIEW



SIDE VIEW



ICE DROP ZONE



AIR-COOLED UNIT

## ELECTRICAL & PLUMBING/KM-600MAH

- 115-120V/60/1
- 15 Amp Max Fuse/HACR Breaker Size
- 3/8" OD copper or equivalent independent potable water supply
- 3/4" FPT independent water drain

## OPERATING LIMITS

- Ambient Temp Range 45 - 100°F
- Water Temp Range 45 - 90°F
- Water Pressure 10 - 113psig
- Voltage Range 104 - 127V

## SERVICE

- Panels easily removed and all components accessible for service.
- Removable/cleanable air filters. (Air-cooled model only)



© HOSHIZAKI AMERICA, INC.

618 Hwy. 74 S., Peachtree City, GA 30269

TEL 1-800-438-6087

FAX 1-800-345-1325

www.hoshizaki.com

Printed in U.S.A.

